

## FURITEK MOMENTUM 2S LIPO/AAA NIMH 20A/40A BRUSHLESS SENSORLESS ESC FOR DRIFT/RACE

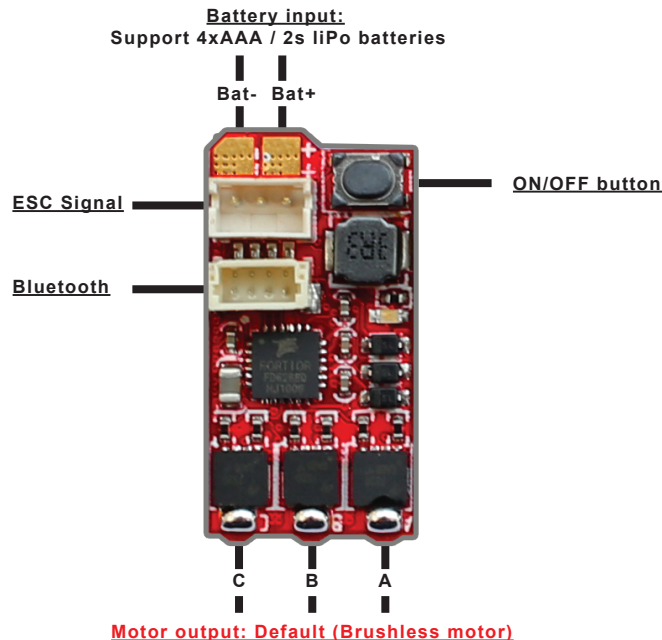
### Features:

- Support brushless DC and brushed DC motor (config via app, **default is brushless**)
- Designed for Micro Car 1/24, 1/27, 1/28 2WD or AWD or RWD
- 5.5V-1.5A Built-in BEC
- Mini size and light weight
- Super easy programming via App on Android and IOS
- Firmware update available (bluetooth module required)
- Real-time telemetry up to 10Hz
- Support 4xAAA/ 2s LiPo batteries with automatic battery type recognition capability
- Professional parameter setup for many race tracks
- 3 running modes suitable for different types of RC cars

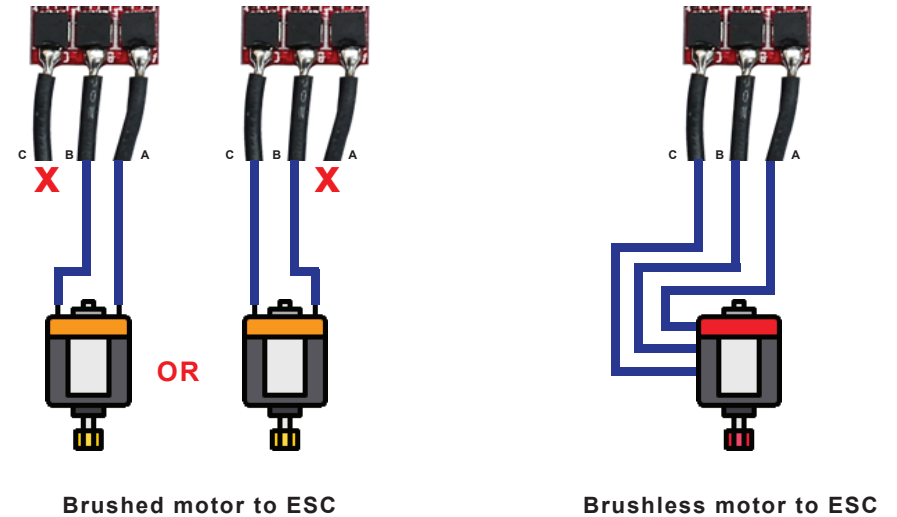
### Specifications:

- Dimension (mm): 2 4(L)x12.4(W)
- Weight: about 2.1g
- Battery types: 4xAAA NiMH/2s LiPo/ 2s LiOn
- Motor type: Sensorless Brushless DC / Brushed DC
- BEC output: 5.5V/1.5A
- Constant Current : 20A
- Burst Current : 40A
- Waterproof: NO

### Pinout:

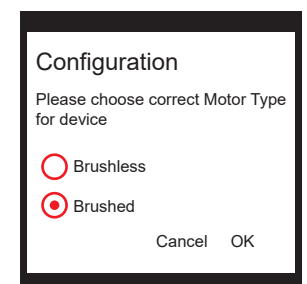
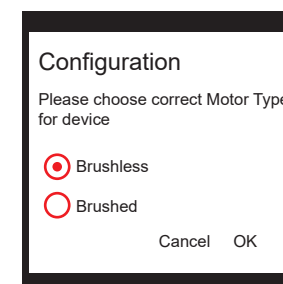
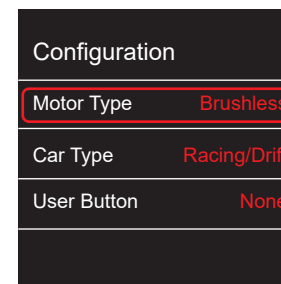


### Connect Brushed/Brushless motor to ESC:



**\*DEFAULT configuration is Brushless motor, if you use BRUSHED motor, please configure it as below:**

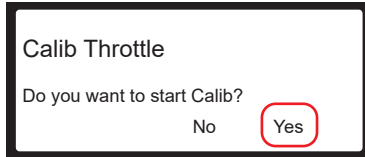


- **Step 1:** Please make sure to plug your battery to esc and open FURICAR app on android or IOS device
- **Step 2:** Please Click the Setting icon (see picture)
- **Step 3:** Please click "Motor Type" menu, a new window pops up, select "Brushless" or "Brushed" and then click "OK"



## Esc Manual calibration:

### Calibration via App: (Your esc need a Bluetooth to communicate with app)

- Step 1: Please make sure to plug your battery to esc and open FURICAR app on android or IOS device
- Step 2: Please click "MENU" and click "THROTTLE"
- Step 3: Please click "CALIB" and then click "YES"



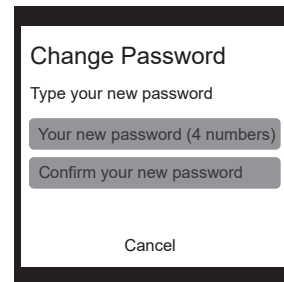
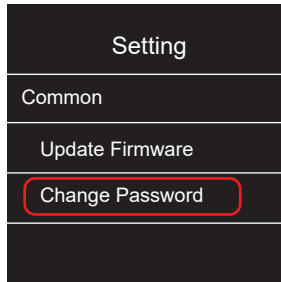
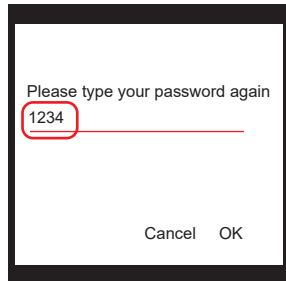
\*Follow intructions on the app screen till fishnish calibration

### Bluetooth:

- Default password to connect via Bluetooth "1234"

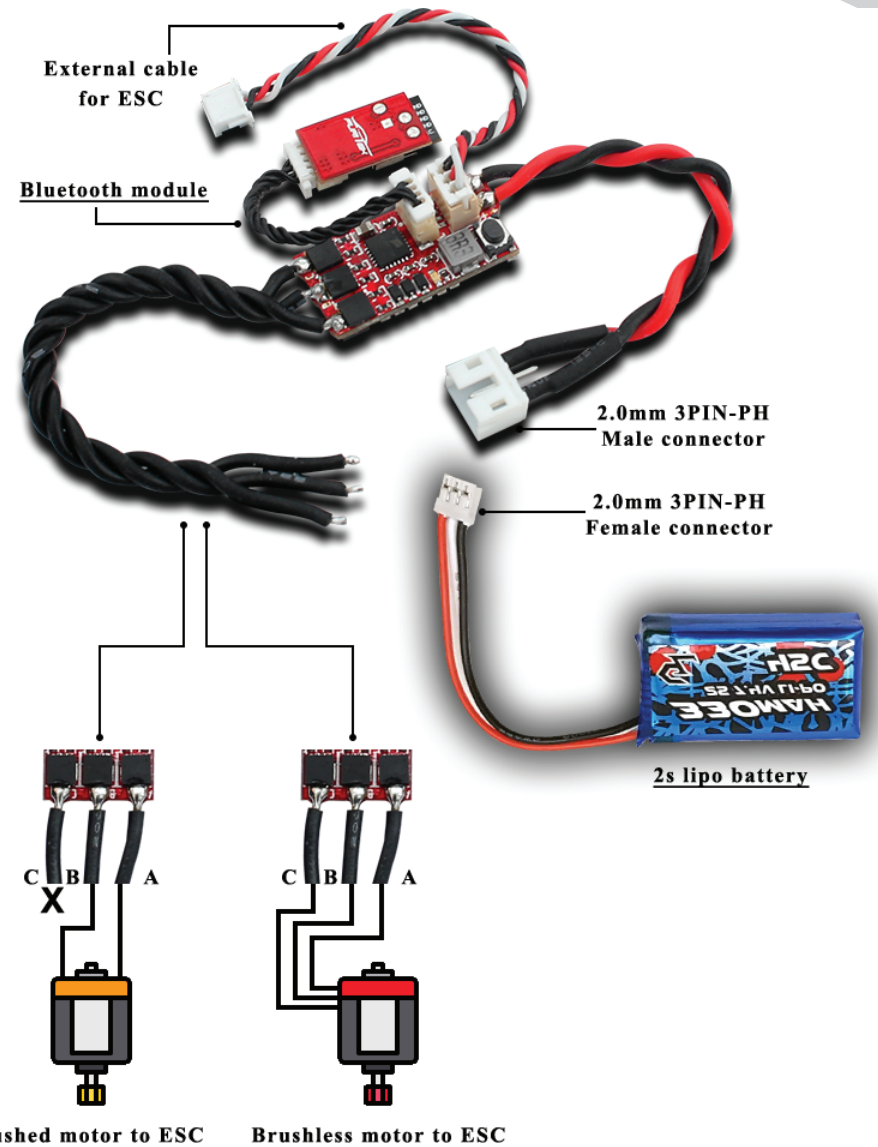
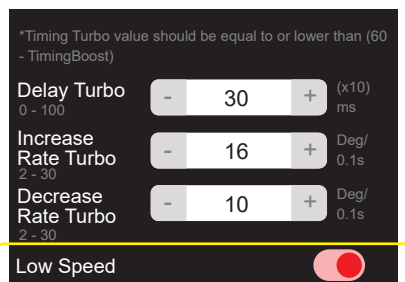
### \*Change password:

- Step 1: Please make sure to plug your battery to esc and open FURICAR app on android or IOS device
- Step 2: Please Click the Setting icon (see picture)
- Step 3: Please Click "Change Password" menu, a new window pops up, type your new password and then click "OK"



### Low speed:

- Step 1: Please make sure to plug your battery to esc and open FURICAR app on android or IOS device
- Step 2: Please click "MENU" and click "Advance"
- Step 3: Please Click "Low Speed" to select ON/OFF



Brushed motor to ESC

Brushless motor to ESC

